



APFT12-110-GXD

High Temperature Front Terminal Gel Battery

Datasheet

The APFT12-110-GXD is a front terminal gel battery with 12 years design life designed for frequent deep cycling and for high temperature applications. The battery is made with a heavy duty Calcium Tinalloy as well as double thickness of plates; the plates are made of a special alloy designed to reduce corrosion thus resulting in the long battery life. These features also mean that batteries will operate safely and reliably in high temperature and outdoor applications.

The APFT12-110-GXD comes with 3 years warranty provided it is installed and have been having regular maintenance in accordance with manufacturer recommendation and specification.

Key features include:

- Maintenance-free operation
- Compact design
- Gelled Electrolyte Technology
- Stable and reliable
- High quality
- Up to 12 years design life at 25°C

Applications include:

- Alarm and security systems
- Backup power for test instruments
- UPS & DC power supplies
- Emergency Lighting
- Fire alarm and security systems
- Auto-control systems
- Electronic apparatus and equipment
- Communications power supply
- Telecommunications systems

Alpha Power Systems

18/30 Heathcote Road
Moorebank NSW 2170

T (02) 9602 8331

F (02) 9602 9180

E admin@alphapower.com.au

W www.alphapower.com.au

Product Specifications

Model / Part Number

APFT12-110-GXD / GXDFT-110

Nominal Voltage		12V (6cells)
Nominal CapacityAt 25°C		116Ah (20hr; 1.8V/cell) 110Ah (10hr; 1.8V/cell) 93.5Ah (5hr; 1.75V/cell) 66Ah (1hr; 1.6V/cell)
Terminal		T3
Container Material		ABS
Maximum Discharge Current		1000A (5s)
Internal Resistance		≈ 5.5mΩ
Operating Temperature Range	Discharge	-20 – 50°C
	Charge	0 – 40°C
	Storage	-20 – 40°C
	Nominal	25°C ± 3°C
Capacity Affected by Temperature	40°C	103%
	25°C	100%
	0°C	86%
Cycle Use		14.4 – 14.8V (25°C) Temperature coefficient -30mV/°C Initial charge current < 27A
Standby Use		13.5 – 13.8 (25°C) Temperature coefficient -20mV/°C No limit on initial charge current
Dimensions W x D x H		109 x 394 x 285 mm ± 2mm
Weight		34kg
Self-Discharge		May be stored for up to 6 months at 25°C after which a freshening charge is required. The time interval will be shorter for highertemperatures.



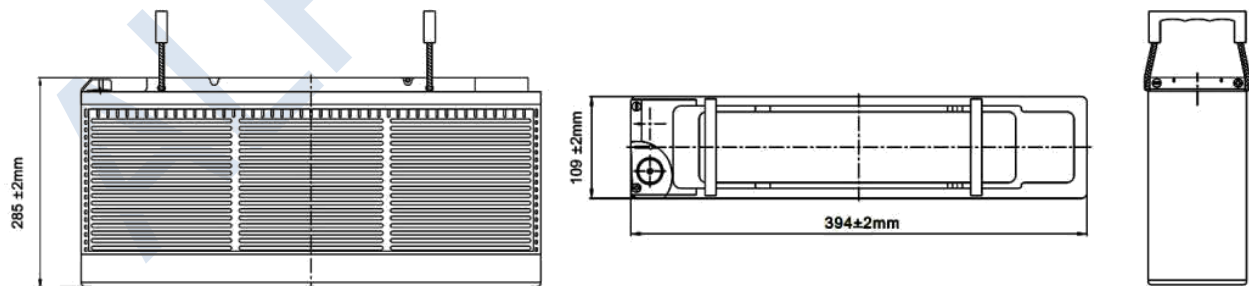
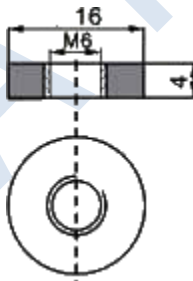
Constant Current Discharge (Amps @ 25°C)

F.V/Time	5min	10min	15min	30min	45min	1h	2h	3h	5h	10h	20h
1.8V/cell	/	192.5	157.0	97.9	75.7	62.2	36.7	27.6	19.0	11.5	6.04
1.75V/cell	/	211.4	170.3	101.9	78.5	64.2	37.8	28.3	19.4	11.7	6.13
1.7V/cell	/	225.8	183.9	105.4	81.1	66.1	38.8	28.9	19.8	11.8	6.19
1.65V/cell	/	240.8	194.4	111.2	84.4	68.7	39.9	29.7	20.2	12.0	6.27
1.6V/cell	/	257.4	203.2	116.1	87.6	71.0	41.0	30.2	20.5	12.1	6.33

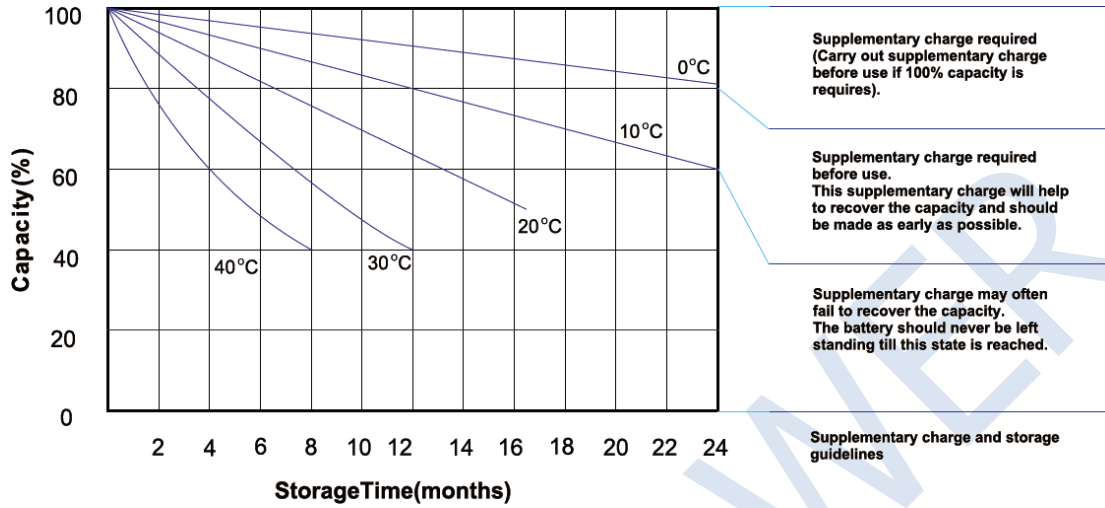
Constant Power Discharge (Watts @ 25°C)

F.V/Time	5min	10min	15min	30min	45min	1h	2h	3h	5h	10h	20h
1.8V/cell	/	352.7	297.9	183.9	143.8	121.2	70.7	53.5	37.5	22.8	11.90
1.75V/cell	/	378.1	312.8	191.4	149.7	123.9	72.6	54.6	38.1	23.1	12.07
1.7V/cell	/	397.9	329.1	197.9	154.6	125.7	74.3	55.7	38.5	23.3	12.19
1.65V/cell	/	416.4	341.2	208.6	159.0	129.8	75.9	56.7	39.3	23.4	12.31
1.6V/cell	/	433.4	356.0	215.1	163.2	133.9	77.4	57.8	39.9	23.6	12.43

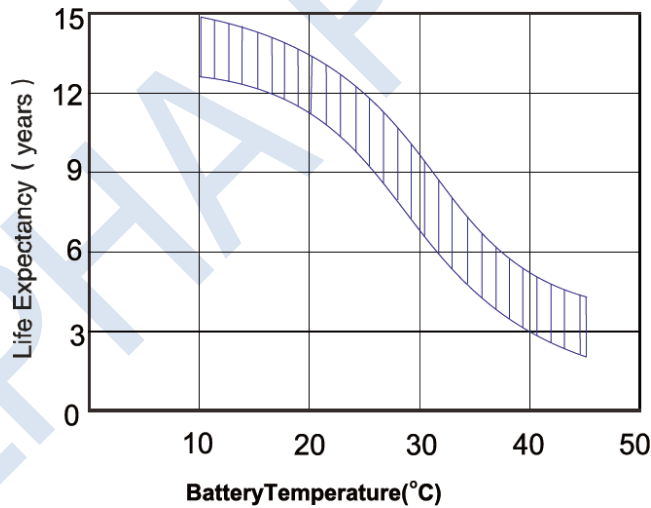
T3 Terminal



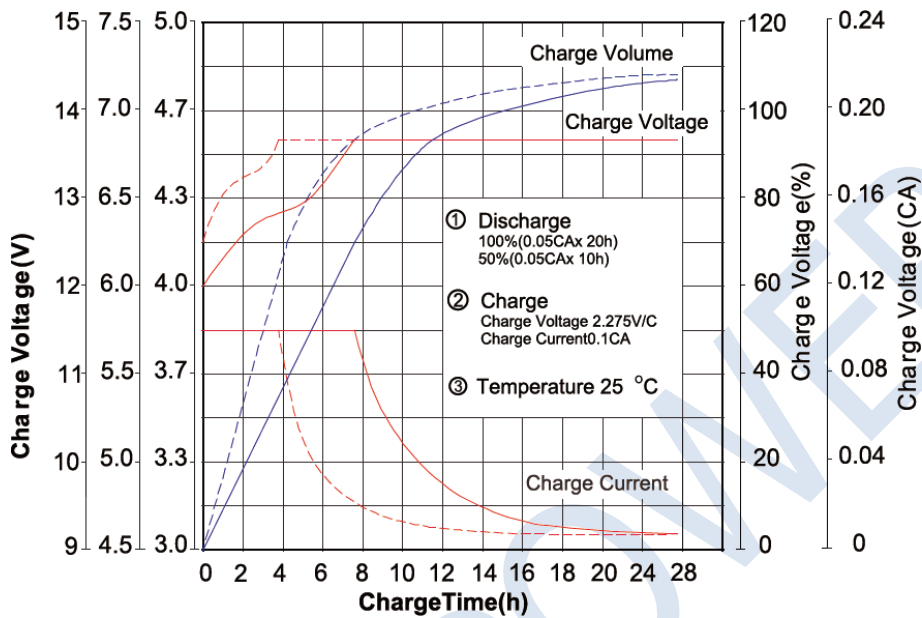
Storage Characteristics



Effect of Temperature on Long Term Float Life



Charge Characteristic Curve for Standby Use



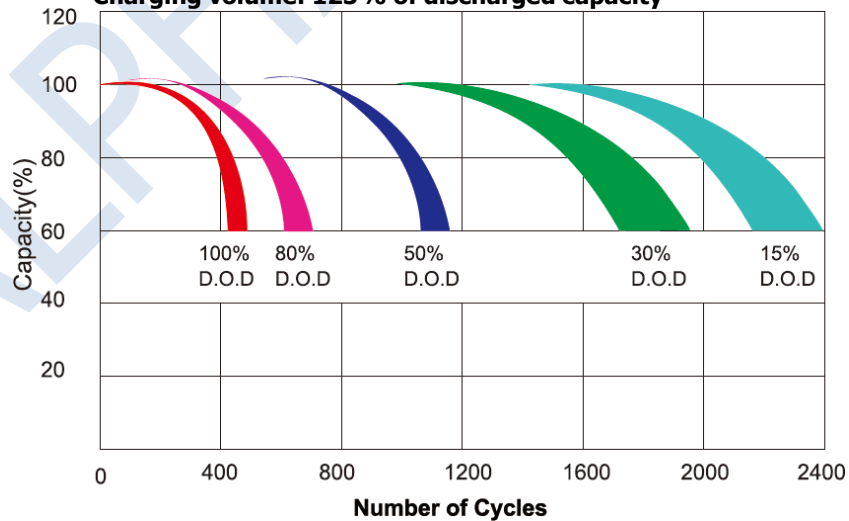
Cycle Life in Relation to Depth of Discharge

Testing Condition

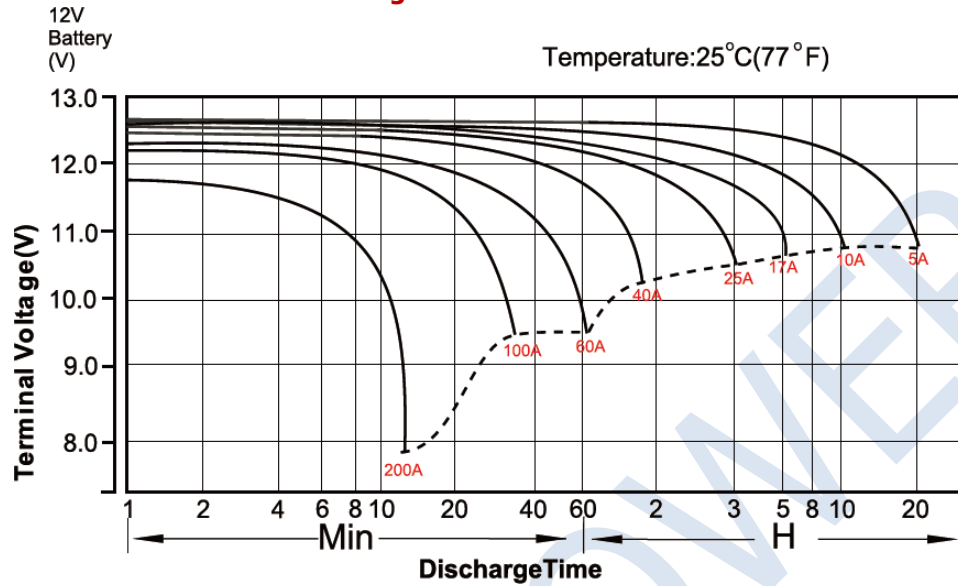
Discharging: current 0.17C (FV 1.7V/cell)

Charging: current 0.25C max, voltage 2.45V/cell

Charging volume: 125% of discharged capacity



Discharge Characteristic Curve



Temperature Effects in Relation to Battery Capacity

